



Silicon Valley Competitiveness and Innovation Project - 2017 Report

SILICON VALLEY
LEADERSHIP GROUP

SILICON VALLEY
community foundation®
2007 TEN YEAR ANNIVERSARY 2017

 #SVCIP
SVCIP.COM

About the Project

- **Co-Led**
 - Silicon Valley Community Foundation and Silicon Valley Leadership Group
- **Established in 2014**
 - Report is now in third edition
- **Process-focused**
 - Includes advisory committee recommendations of key indicators, rigorous data analysis, forum feedback, and quarterly updates



Main Comparison Regions

SILICON VALLEY - comprised of the following Sub Regions:
Traditional Silicon Valley, including San Mateo and Santa Clara counties
San Francisco, including San Francisco county

NEW YORK CITY

Including New York, Richmond, Kings, Queens and Bronx counties

BOSTON

Including Norfolk, Plymouth, Suffolk, Middlesex, Essex, Rockingham (NH) and Strafford (NH) counties

SOUTHERN CALIFORNIA

Including Los Angeles, Orange and San Diego counties

AUSTIN

Including Bastrop, Caldwell, Hays, Travis, and Williamson counties

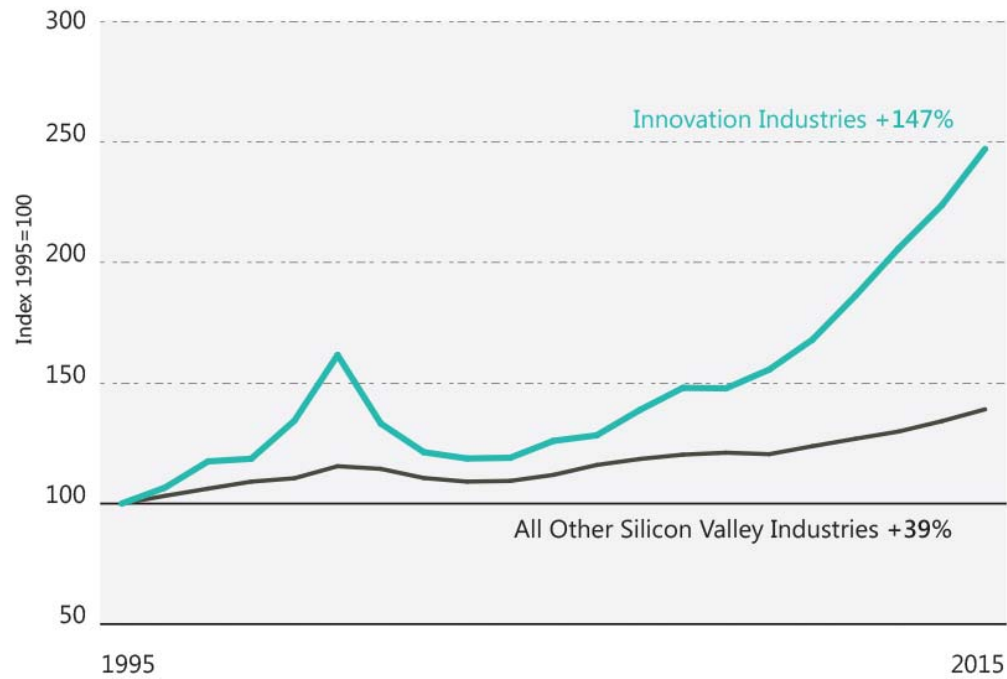
SEATTLE

Including King, Pierce and Snohomish counties

Silicon Valley Economy Overview

Silicon Valley Growth in Output

Innovation Industries and All Other Industries Silicon Valley, 1995=100



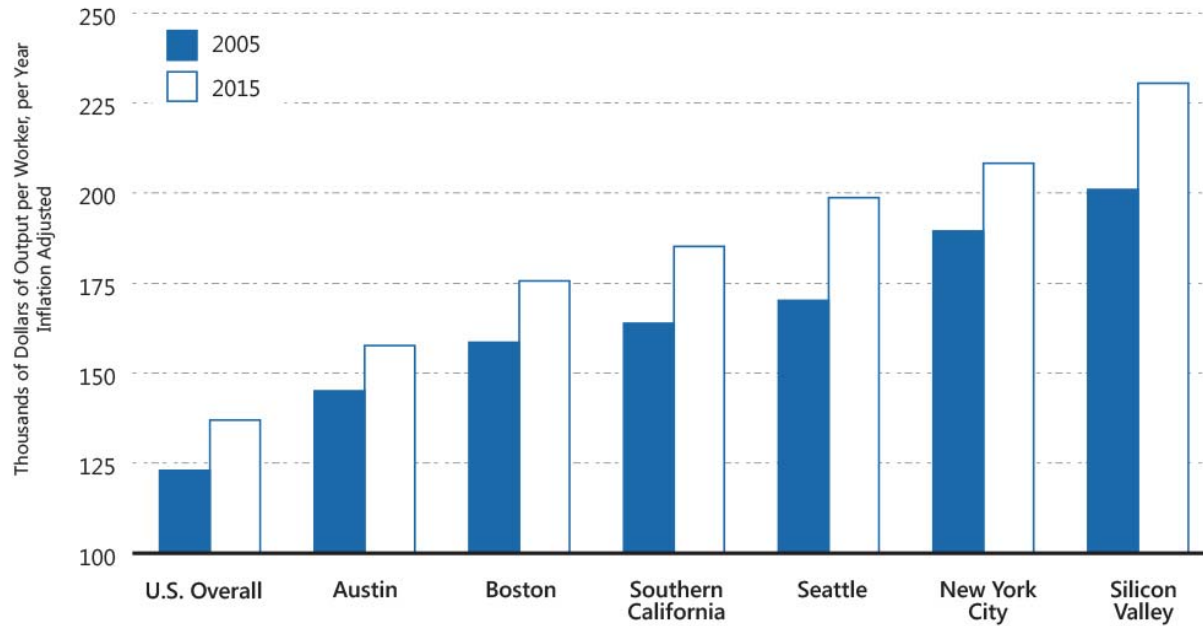
Data Source: Moody's Analytics, Bureau of Labor Statistics
Analysis: Collaborative Economics

 [#SVCIP](#)
SVCIP.COM

Good News/Assets

Worker Productivity

Annual Value Added per Employee
Innovation Regions and U.S. Overall, 2005 and 2015



Data Source: U.S. Bureau of Economic Analysis, U.S. Bureau of Labor Statistics
Analysis: Collaborative Economics

 **#SVCIP**
SVCIP.COM

International Talent

International Talent

Foreign and U.S. Born Share of Population in
STEM Professions, with a Bachelor's Degree or Higher, 2015

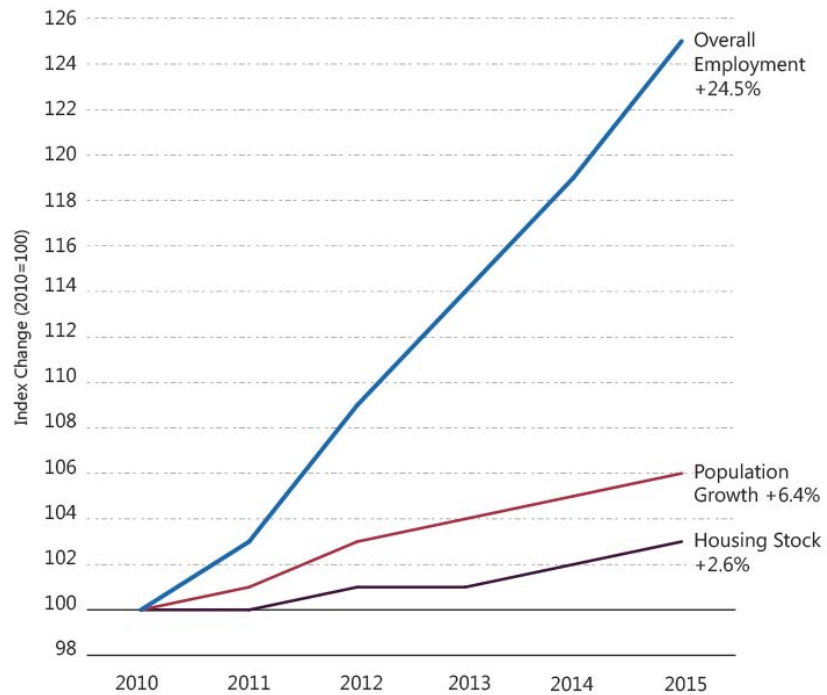
	Foreign Born Share	In-State Born Share	Out-Of-State Domestic Born Share
Silicon Valley	57%	18%	25%
New York City	43%	29%	28%
Boston	33%	30%	37%
Southern California	42%	31%	27%
Austin	29%	28%	43%
Seattle	36%	19%	45%

Data Source: U.S. Census Bureau, PUMS
Analysis: Collaborative Economics

 **#SVCIP**
SVCIP.COM

Jobs Housing Imbalance

Growth in Employment, Population and Housing Stock
Silicon Valley (Index 2010=100)



Source: US Census, American Community Survey, California Department of Finance, Bureau of Labor Statistics
Analysis: Collaborative Economics

 **#SVCIP**
SVCIP.COM

A Broken System

Silicon Valley Progress in Meeting Housing Need Allocation By Income, 2007-2014

Counties	Very Low Income Households (0-50% of AMI*)	Low Income Households (50-80% of AMI)	Moderate Income Households (80-120% of AMI)	Higher Income Households (Above 120% of AMI)
San Francisco	59%	27%	18%	109%
San Mateo	20%	25%	25%	93%
Santa Clara	27%	28%	22%	139%

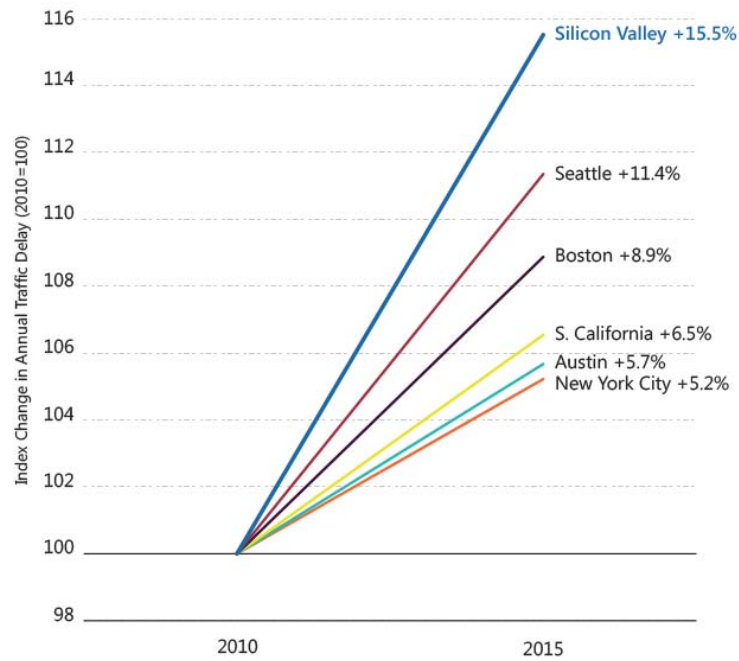
*AMI is county area median household income. For more information about income categories and levels, consult the California Department of Housing and Community Development.

 [#SVCIP](https://twitter.com/SVCIP)
SVCIP.COM

Average Commute Time

Change in Average Commute Time

Innovation Regions, 2010 and 2015 (Index 2010=100)

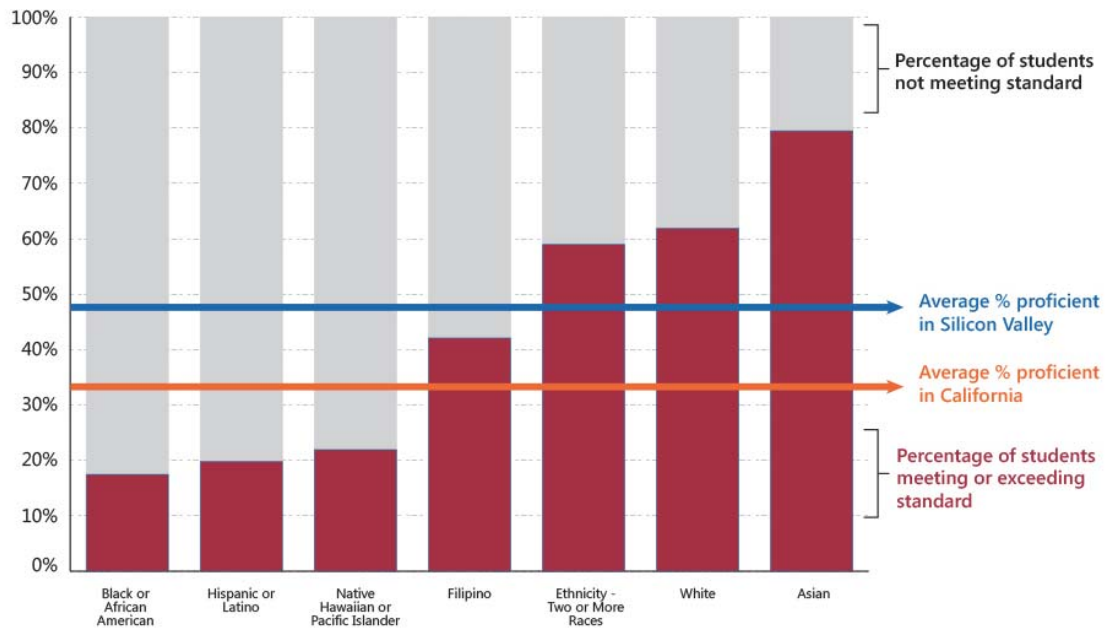


Reflects commute times for workers employed in the innovation regions
Source: US Census, American Community Survey
Analysis: Collaborative Economics

 #SVCIP
SVCIP.COM

11th Grade Math Proficiency

Mathematics Proficiency Levels Among 11th Grade Students by Race/Ethnicity
Silicon Valley, 2016



Note: Data for American Indian or Alaska Native students not available, due to small number of test takers
Source: California Department of Education, CAASPP 2016
Analysis: Collaborative Economics

Legislative Solutions

HOUSING

- **SB 35 (Wiener): *Housing Accountability and Affordability Act*** – Expedites affordable housing construction by streamlining approval criteria in communities with unmet affordable housing needs.
- **AB 1505 (Bloom): *Restoring Local Discretion in Designing Inclusionary Housing Programs Act*** – Restores ability of local government to require the provision of affordable rental housing if so desired

Immigration

- **SB 6 (Hueso): *Due Process For All Act*** – Creates new pool of dedicated funding for qualified immigrants to have legal representation during deportation proceedings.



Thank You

For more information, please visit svcip.com and follow **#SVCIP**

Remy Goldsmith
Senior Community Leadership Officer
Silicon Valley Community Foundation
rgoldsmith@siliconvalleycf.org

Brian Brennan
Senior Vice President
Silicon Valley Leadership Group
bbrennan@svlg.org

 **#SVCIP**
SVCIP.COM



Silicon Valley Competitiveness and Innovation Project - 2017 Report

SILICON VALLEY
LEADERSHIP GROUP

SILICON VALLEY
community foundation®
2007 TEN YEAR ANNIVERSARY 2017

 #SVCIP
SVCIP.COM